

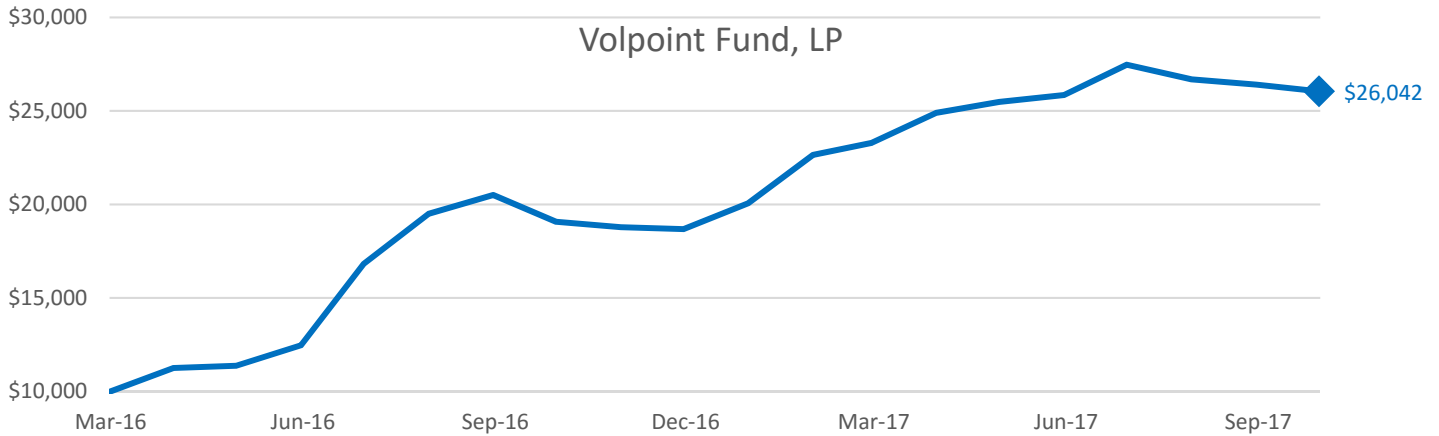
Volpoint Fund, LP

Volpoint Fund, LP seeks to achieve long-term capital appreciation by focusing on opportunities in the volatility asset class based on a proprietary quantitative trading model developed by the Principals. The Fund will focus primarily on VIX® Index Futures (VX), cash, and treasury futures.

Monthly Summary of Returns - Net of Fees

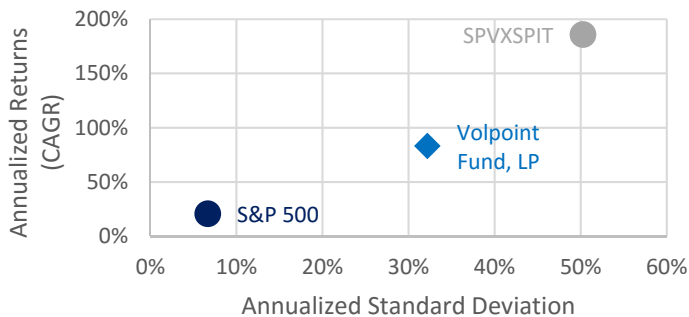
	Jan	Feb	Mar	Apr	May	Jun	Jul	Aug	Sep	Oct	Nov	Dec	YTD
2017	12.88%	2.83%	6.90%	2.35%	1.43%	6.28%	-2.86%	-1.06%	-1.37%	-	-	-	29.78%
2016	-	-	12.52%	1.03%	9.68%	34.92%	15.85%	5.19%	-6.96%	-1.56%	-0.54%	7.45%	100.67%
Cumulative Return Since Inception													160.42%

Cumulative Returns

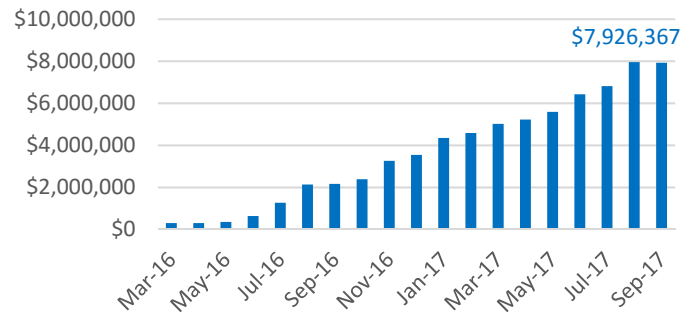


Risk Statistics*	Volpoint Fund, LP	S&P 500	SPVXSPT	Return Information	
Standard Deviation (Annual)	32.20%	6.67%	50.25%	%Positive Months	72%
Standard Deviation (Monthly)	9.30%	1.93%	14.51%	Average Positive Month	9.18%
Best Month	34.92%	6.78%	37.50%	% Negative Months	28%
Worst Month	-6.96%	-1.82%	-20.33%	Average Negative Month	-2.60%
Sharpe Ratio (Annual)	2.04	2.76	2.39	Average Month	5.91%
Sharpe Ratio (Monthly)	0.59	0.80	0.69		
Sortino Ratio	3.15	3.40	1.71	Max Drawdown	-8.91%
Alpha	4.21	0.00	8.77		
Beta	0.81	1.00	5.13	*Data used to calculate all risk statistics is from 3/1/16 –9/29/17	
Correlation	0.17	1.00	0.68		
R-Squared	0.03	1.00	0.46		
Value at Risk	-9.77%	-1.57%	-12.37%		

Risk Vs. Return



Assets Under Management



Managers



Mark Dorff, AAMS®

- 11 Years financial services experience
- Former VP, Financial Consultant for Charles Schwab & Co.
- Provided customized options advice to clients and portfolio consultants nationally



Charles Kubiak, CMT

- 12 Years financial services experience
- Former Schwab Institutional trade support specialist.
- Former optionsXpress derivatives account specialist
- Marine Corps veteran

TERMS AND SERVICE PROVIDERS

Management Company	Volpoint Capital, LLC	Administrator	Core Fund Solutions
Eligible Investors	Qualified Eligible Persons (QEP)	Auditor	Weaver
Minimum Investment	\$250,000 USD	Prime Broker	ADM Investor Services, Inc.
Fees	1.5% management, 20% performance	Bank	Pegasus Bank of Dallas
Contributions	Monthly	Legal	Capital Fund Law Group
Redemptions	Quarterly, with 30 day notice	Compliance	Gordian Compliance Solutions
Lock-Up Period	1 year, with 1.5% early redemption fee		

DISCLAIMERS

NOT A SOLICITATION OR OFFER

THIS PRESENTATION IS NOT AN OFFER TO SELL OR THE SOLICITATION OF AN OFFER TO PURCHASE ANY SECURITIES. ANY SUCH OFFER OF SOLICITATION WOULD BE MADE TO PROSPECTIVE INVESTORS WITH WHOM VOLPOINT CAPITAL, LLC (THE "ADVISER") OR ITS PRINCIPALS HAVE DEVELOPED A PRIOR SUBSTANTIVE BUSINESS OR PERSONAL RELATIONSHIP AND BY MEANS OF OFFERING DOCUMENTS, WHICH PROVIDE DETAILED INFORMATION ABOUT THE OFFERING BEING MADE BY VOLPOINT FUND, LP.

NO RELIANCE ON PAST PERFORMANCE

THIS PRESENTATION IS NOT TO BE RELIED UPON IN ANY WAY BY ANY PERSON IN EVALUATING AN INVESTMENT DECISION. PROSPECTIVE RETURN FORECASTS AND ACTUAL HISTORICAL RESULTS MENTIONED IN AND DURING THIS PRESENTATION CONTAIN MULTIPLE ASSUMPTIONS THAT SHOULD BE REVIEWED ALONG WITH ANY OFFERING DOCUMENTS RECEIVED PRIOR TO INVESTMENT. PROSPECTIVE INVESTORS SHOULD VERIFY ALL PERFORMANCE INFORMATION. PAST PERFORMANCE IS NOT NECESSARILY INDICATIVE OF FUTURE RETURNS.

THE VOLPOINT STRATEGY

THE VOLPOINT STRATEGY (AS DEFINED LATER) IS SUBJECT TO A VARIETY OF RISKS AND THERE CAN BE NO ASSURANCE THAT INVESTMENT OBJECTIVES WILL BE ACHIEVED OR THAT THE ADVISER WILL BE ABLE TO IMPLEMENT THE VOLPOINT STRATEGY DESCRIBED HEREIN. THE VOLPOINT STRATEGY IS NOT "CONSERVATIVE", "SAFE" OR "RISK-FREE". LOSS OF PRINCIPAL MAY OCCUR. PLEASE READ THE "RISK FACTORS" IN THE VOLPOINT FUND'S PRIVATE PLACEMENT MEMORANDUM FOR A DISCUSSION OF OTHER RISKS.

FORWARD LOOKING STATEMENTS

CERTAIN INFORMATION IN THIS PRESENTATION CONSTITUTES "FORWARD-LOOKING STATEMENTS," WHICH ARE IDENTIFIED BY THE USE OF FORWARD-LOOKING TERMINOLOGY SUCH AS "PREDICT," "MAY," "WILL," "SHOULD," "EXPECT," "PROJECT," "ESTIMATE," "INTEND," "OPPORTUNITY," "SEEK" OR "BELIEVE." THESE FORWARD-LOOKING STATEMENTS ARE NECESSARILY BASED UPON SPECULATION, EXPECTATIONS, ESTIMATES AND ASSUMPTIONS THAT ARE INHERENTLY UNRELIABLE AND SUBJECT TO A NUMBER OF UNCERTAINTIES AND CONTINGENCIES. FORWARD-LOOKING STATEMENTS ARE NOT A PROMISE OR GUARANTY ABOUT FUTURE EVENTS. THE ADVISER AND ITS AFFILIATES HAVE NO OBLIGATION TO DISSEMINATE ANY UPDATES OR REVISIONS TO FORWARD LOOKING STATEMENTS IN THE EVENT OF ANY CHANGE IN EVENTS, CONDITIONS OR CIRCUMSTANCES.

NET OF FEES PERFORMANCE INFORMATION IS NET OF A MODEL MANAGEMENT AND PERFORMANCE FEE OF 1.5% AND 20% RESPECTIVELY. ACTUAL FEES MAY VARY DEPENDING ON, AMONG OTHER THINGS, THE APPLICABLE FEE SCHEDULE AND PORTFOLIO SIZE. FEES FOR THE FUND CAN BE FOUND IN THE FORM ADV PART 2A AND THE FUND'S PRIVATE PLACEMENT MEMORANDUM.

DEFINITIONS

Backwardation in a futures market means a market situation in which futures prices get progressively lower as maturities get progressively longer.

Contango in a futures market means a market situation in which futures prices get progressively higher as maturities get progressively longer.

Shares Core U.S. Aggregate Bond ETF (AGG) seeks to track the investment results of an index composed of the total U.S. investment-grade bond market.

Qualified Eligible Person (QEP) is a sophisticated person who participates in a commodity pool or opens a managed account. The categories of persons who qualify as QEPs are listed in CFTC Regulation 4.7(a).

S&P 500 means the Standard & Poor's 500 Index.

S&P 500® VIX® Short-Term Futures Inverse Daily Index (SPVXSPIT) is designed to measure the performance of the inverse of the S&P 500 VIX Short-Term Futures Index, which utilizes prices of the next two near-term VIX futures contracts to replicate a position that rolls the nearest month VIX futures to the next month on a daily basis in equal fractional amounts.

VIX® means the CBOE Volatility Index® that measures the market expectations of near-term volatility conveyed by the S&P 500 stock index option prices.

VIX® Futures (VX) are the Chicago Futures Exchange (CFE) listed contracts on the VIX®

Volpoint Fund means Volpoint Fund, LP, the fund operated by Volpoint Capital, LLC that will trade based on the Volpoint Strategy.

Volpoint Strategy means the investment strategy to be used by Volpoint Capital, LLC to manage the Volpoint Fund. The strategy focuses primarily on VIX® Futures, cash and investment grade fixed income securities (primarily through Exchange Traded Funds).

CHARTS

Cumulative Returns – This chart depicts the historical portfolio cumulative return of Volpoint Fund, LP versus the historical cumulative returns of the S&P 500 and S&P 500 VIX® Short-Term Futures Inverse Daily Index.

Risk vs. Return – This chart plots portfolio and index return results versus their corresponding standard deviation. The time frame used is from March 2016 to August 2016 and will be expanded until an annualized number can be utilized.

Volpoint vs. VIX® Cumulative Return(%)– Shows the cumulative returns of Volpoint Fund, LP vs. the VIX® on a monthly basis

INDEXES

Indexes are unmanaged and have no fees or expenses. An investment cannot be made directly in an index. The indexes described above are used for comparative purposes only and have been selected because they are well known and easily recognized by investors. The funds consist of securities which may vary significantly from those in the benchmark indexes listed and performance calculation methods may not be entirely comparable. Accordingly, comparing performance results shown to those of such indexes may be of limited use.

For calculation purposes the S&P 500 Total Return Index is used to represent returns and risk.